
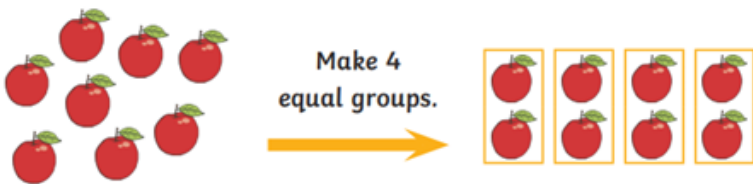












Year 2 Multiplication and Division

Key Vocabulary	Recognise Equal Groups	Make Equal Groups
groups	 <p>5 equal groups with 3 in each group</p>	 <p>Make 4 equal groups.</p>
equal groups	 <p>2 equal groups with 4 in each group</p>	
lots of	 <p>4 equal groups of 10</p>	<h3>Add Equal Groups</h3>
arrays	 <p>6 equal amounts of 5 pence</p>	 <p>$2 + 2 + 2 + 2 = 8$ apples</p>
repeated addition		<h3>Multiplication Symbol</h3>
multiplication		 <p>$4 \times 2 = 8$ $2 \times 4 = 8$ 8 apples</p>  <p>$2 \times 5 = 10$ $5 \times 2 = 10$ 10 cookies</p>
times table		

Multiplication from Pictures



$$4 \text{ lots of } 2 = 8$$



$$2 \text{ lots of } 4 = 8$$

The 2 Times Table



$$6 \text{ lots of } 2 = 12$$

2	4	6	8	10	12	14	16	18	20	22	24
---	---	---	---	----	----	----	----	----	----	----	----

The 5 Times Table



$$9 \text{ lots of } 5 = 45$$

5	10	15	20	25	30	35	40	45	50	55	60
---	----	----	----	----	----	----	----	----	----	----	----

Use Arrays



$$4 \text{ rows of } 10 = 40$$
$$10 \text{ columns of } 4 = 40$$

The 10 Times Table



$$7 \text{ lots of } 10p = 70p$$

10	20	30	40	50	60	70	80	90	100	110	120
----	----	----	----	----	----	----	----	----	-----	-----	-----